



Rear Doors Are Hard to Open

SYMPTOM

One or both rear doors are difficult to open. The door handle must be lifted higher than usual to release the latch.

PROBABLE CAUSE

The rear outer handle rod is misadjusted.

CORRECTIVE ACTION

Adjust the rear outer handle rod.

VEHICLES AFFECTED

1996–99 Civic 4-door – All

2000 Civic 4-door models

Ohio Production:

KK - From VIN 1HGEJ....YL500001
thru 1HGEJ....YL500281

KX - From VIN 1HGEJ....YL900001
thru 1HGEJ....YL902042

Canada Production: ALL

WARRANTY CLAIM INFORMATION

In warranty: The normal warranty applies.

Operation Number: 818306

Flat Rate Time: 0.4 hour – one door

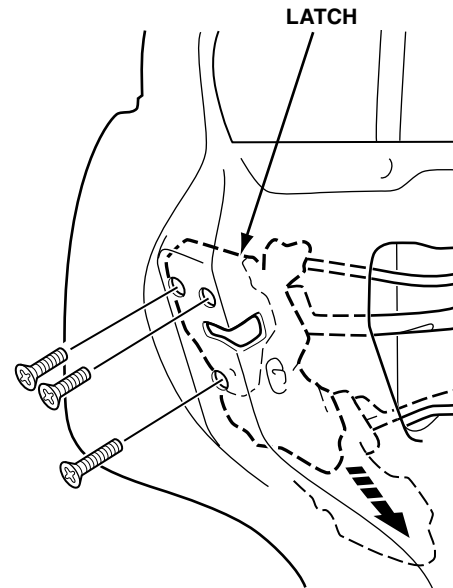
Failed Part: P/N 75411-634-000

Defect Code: 074

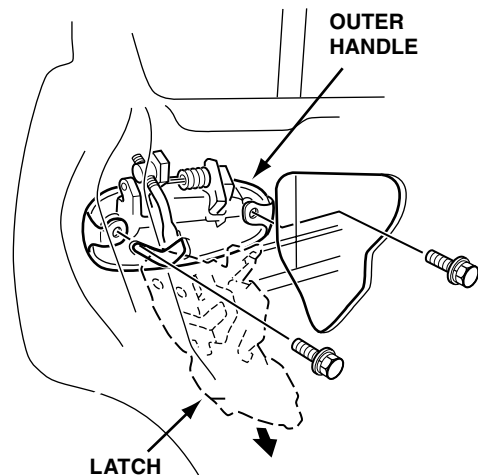
REPAIR PROCEDURE

1. Remove the panel to the rear door and pull the plastic cover down to access the door handle.

2. Remove the three latch mounting screws.

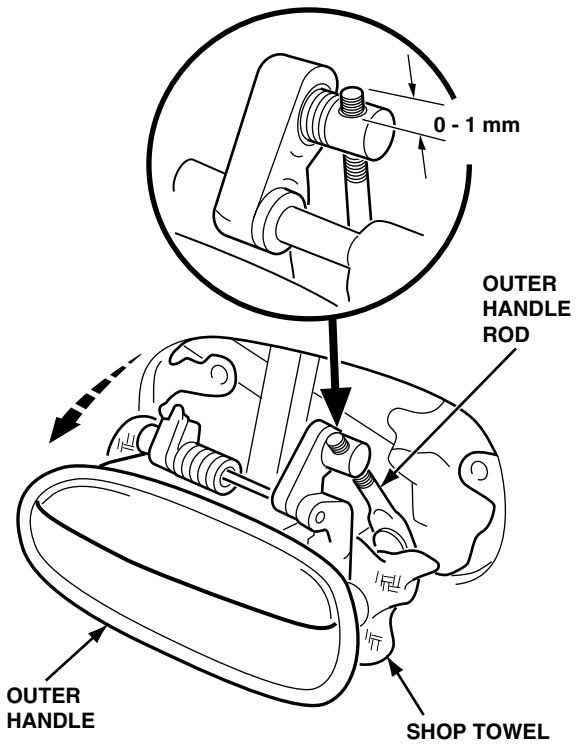


3. Pull the latch assembly down, and remove the door handle mounting bolts.



4. Pull the outer handle away from the door. Do not disconnect the outer handle rod. Place a shop towel in the door handle opening to protect the door from getting scratched.

5. Turn the outer handle assembly counterclockwise to adjust the rod to the outer handle. The end of the rod should be flush with the joint or no more than 1 mm beyond it.



6. Reinstall the outer door handle. Torque the mounting bolts to 9.8 N·m (7.2 lb-ft).
7. Reinstall the door latch assembly. Torque the latch mounting screws to 6.0 N·m (4.0 lb-ft).
8. Reinstall the plastic cover and the door panel.
9. Open and close the door several times to make sure it opens normally.